

Manntree®
— Paint My Love —

Manntree Paint Co., Ltd.
Tel: +44-20-32390208
Web: www.manntree.co.uk

Headquarters :
3rd Floor, No.207 Regent
street, London, United Kingdom



Design by manntree in United Kindom

Ramsey

Manntree®
— Paint My Love —



Manntree®
— Paint My Love —

Mannntree®
— Paint My Love —

Mannntree®
— Paint My Love —

STYLISH
HOUSE
FOR
ENVIRONMENTAL
LIFESTYLE



Mannntree®
— Paint My Love —

Mannntree®
— Paint My Love —



PRA-M61A



PRA-M62A




PRA-M63A




PRA-M64A



PRA-M65A




PRA-M66A



PRA-M67A




PRA-M68A




PRA-M69A



PRA-M70A




PRA-M71A



PRA-M72A




PRA-M73A




PRA-M74A



PRA-M75A



PRA-M76A



PRA-M77A



PRA-M78A



PRA-M79A



PRA-M80A



PRA-M81A



PRA-M82A



PRA-M83A



PRA-M84A






PRA-M85A




PRA-M86A




PRA-M87A




PRA-M88A



PRA-BASED



PRA-M89A



PRA-M59A

Ramsey

Ramsey the small city is located in the northeast of the isle of man, the legend in the middle ages the triton Manannan Mac Lir in order to protect the island from outside attack and abuse, often incantation hid island in the fog, so the Ramsey since the middle ages around "mystery of fog", and "color lex takes inspiration from the mysterious Ramsey city. Nowadays, classical color collocation is contemporary adornment idea, will present brand-new concept and life style.

Construction craft

1. Please stir "Ramsey" thoroughly before use.
2. Evenly apply the sealing primer, and the bottom layer should be completely waterproof after brushing.
3. Dilute the water with less than 5% of the water to dilute (limit the higher water quantity)
4. Brush the walls 1-2 times with a non-standard method.
5. Note: under normal conditions, the construction should be at least 4 to 6 hours apart.

Technical note

1. Different batches of materials cannot be applied to the same wall.
2. Different bases will make the color (possible) different.
3. Materials that have been mixed with water should be used up within 24 hours.
4. Waterproof wax must be used when applied to waterproofing walls or for use in washrooms.